

**NAUMA-TEC**  
HI TECH RIBS AND CRAFTS



*NAUMATEC was born from the concept of Federico Fiorentino, a yacht designer with a burning passion for high speed crafts. Races have immediately proven to be a fundamental playground where it has been possible to test hulls, structures, materials and building procedures. From 2006 there have been three NAUMATEC 800 RS RIBS competing in the Endurance circuit and winning four prestigious titles:*

*– World Champions Endurance Group B in 2007 and 2009*

*– Italian Champions Endurance Group B in 2010 and 2012*

*Basing on the successes achieved, NAUMATEC choose to go on increasing the models range and developing new leisure RIBS: the TENDERLUX Line features small luxury tenders built by the highest standards in terms of technology and style and the FRECCIA Line features bigger RIBS with a sporty pedigree, breathtaking style and very usable spaces. The concepts around which the Freccia series has been developed are: generous sunbathing spaces, sporty but clean and elegant styling, ease of use and a rational distribution of space.*

*The whole NAUMATEC production is aimed at a very special type of customer, careful, sophisticated and demanding.*

**NAUMA-TEC**  
HI TECH RIBS AND CRAFTS

*The NAUMATEC tenders are almost entirely manufactured within our yards with highest production standards.*

*The units are molded with the infusion technique, using vinylester resins for the entire laminate, obtaining a hull with an excellent weight/resistance ratio, foundation for excellent performances.*

*The materials used are top quality, the upholstery and deck equipment are selected with the idea that every detail must lead to a higher level final result. Moreover, with the belief that the tender should reflect quality, image and prestige of the yacht where it is employed, NAUMATEC finishes and fittings can be widely customized.*

*Since September 2016 NAUMATEC is part of NUOVA JOLLY MARINE, a Company Leader in building high quality RIBs since 1961, founded and leaded by the family Aiello, who has acquired the brand NAUMATEC with the aim to increase its prestige and to valorize its philosophy by creating an Atelier dedicated to this brand.*

*NAUMATEC believes in a few basic and fundamental values necessary to realize first class products:*

*high quality materials, advanced production systems, sophisticated design, remarkable performance but, most of all, the special care and passion, typical of people that believes business should be the opportunity to turn a vision into reality.*

*In a few words: **MADE IN ITALY***

# TENDERLUX

390  
380



475  
460  
430



620S  
585



650  
620L



# FRECCIA

800



1000



1200





*Tenderlux 390 is the smallest of the Naumatec range. Molded with vinylester resins, using the infusion technique, it features a low dry weight and a wide and particularly comfortable onboard space for a tender of its size. As for the entire Naumatec range, the product quality is kept high through the use of first choice teak, special paints and upholstery made with modern tech, exotic fabrics in elegant colours.*

## TENDERLUX 390/380

### TECHNICAL SPECIFICATIONS

|            |  |
|------------|--|
| LENGTH     | 3.93 m - Can be shortened to 3.82 m without affecting internal space |
| BEAM       | 1.83 m - Inflated  |
| MAX HEIGHT | 0.97 m   |
| DRY WEIGHT | From 410 kg  |
| SEATING    | 5  |

### ENGINE OPTIONS

|     |               |
|-----|---------------|
| GAS | 110 HP Yamaha |
|-----|---------------|

### TRANSMISSION

Waterjet





NAUMA-TEC



*A small masterpiece, synthesis of elegance and performance that make it an excellent tender. The choice of both Diesel or Gas engine options, a dry weight starting from 500 Kg and the possibility to have the tender shortened to a 4.3 meters configuration, when space aboard is an issue, let the 460 meet the needs of an eclectic variety of owners. Moreover, considering a tender as representative of the Yachts it serves, Naumatec lets the customer refine the tender so it can be perceived as a part of the yacht itself.*

## TENDERLUX 475/460/430

### TECHNICAL SPECIFICATIONS

|            |  |
|------------|--|
| LENGTH     | 4.75 m - Can be shortened to 4.30 m without affecting internal space |
| BEAM       | 1.90 m - Inflated  |
| MAX HEIGHT | 1.03 m   |
| DRY WEIGHT | From 550 kg  |
| SEATING    | 6  |

### ENGINE OPTIONS

|        |              |
|--------|--------------|
| GAS    | Up to 155 HP |
| DIESEL | Up to 125 HP |

### TRANSMISSION

Waterjet









*Tenderlux 585 was conceived to extend the range offered to those who desire a tender characterized by clean and sophisticated design, excellent performances and comfortable interior spaces. The yard pays particular attention to the internal livability of its tenders, especially in models up to 6 meters which are characterized by very large, comfortable and easily accessible spaces for the tender size. Believing the tender should reflect quality, image and prestige of the yacht which it serves, Naumatec customizes its tenders' finishes according to the owner's needs.*

## TENDERLUX 620S/585

### TECHNICAL SPECIFICATIONS

|            |                   |
|------------|-------------------|
| LENGTH     | 5.85 m            |
| BEAM       | 2.15 m - Inflated |
| MAX HEIGHT | 1.25 m            |
| DRY WEIGHT | From 1200 kg      |
| SEATING    | 10                |

### ENGINE OPTIONS


|        |              |
|--------|--------------|
| GAS    | Up to 220 HP |
| DIESEL | Up to 170 HP |

### TRANSMISSION

Stern Drive  
Waterjet

*Custom engine/transmission configurations may be discussed*







*Tenderlux 650 is built by moding highest quality materials such as epoxy resins, glass, kevlar and carbon fabrics, using the infusion technique, and employing first choice woods, stainless steel, aluminium and titanium accessories, according to the owner's preferences. As always, Naumatec is eager to discuss tailor made solutions requested by the customers. A 6.25 m short configuration that will keep the internal accommodations unaltered is an option when space on the yacht is an issue. All these characteristics have been carefully studied to make Tenderlux 650 the ideal tender to serve yachts in the "over 30" meters range.*

## TENDERLUX 650/620L

### TECHNICAL SPECIFICATIONS

|            |  |
|------------|--|
| LENGTH     | 6.51 m - Can be shortened to 6.25 m without affecting internal space |
| BEAM       | 2.15 m - Inflated  |
| MAX HEIGHT | 1.25 m   |
| DRY WEIGHT | From 1200 kg   |
| SEATING    | 10   |

### ENGINE OPTIONS


|        |              |
|--------|--------------|
| GAS    | Up to 300 HP |
| DIESEL | Up to 270 HP |

### TRANSMISSION

Stern Drive  
Waterjet

*Custom engine/transmission configurations may be discussed*







*Freccia 800 is the direct link to the Naumatec racing heritage. The 800 leisure version features exactly the same hull as the 800 racing, a hull pushed by our drivers at 80 knots that lets you safely sail at 50. On the Freccia 800 the central opening typical of American "Bow Riders" meets, for the first time ever, Italian style. The result is a highly enjoyable and practical tender both while navigating and while relaxing at sea. Despite its very aggressive look, once onboard it feels like a tasteful lounge. Its simple, clean yet aggressive lines make it a boat of strong visual and emotional impact without having to sacrifice elegance.*

# FRECCIA 800

## TECHNICAL SPECIFICATIONS

|            |                   |
|------------|-------------------|
| LENGTH     | 8.10 m            |
| BEAM       | 2.70 m - Inflated |
| MAX HEIGHT | 1.33 m            |
| DRY WEIGHT | From 1900 kg      |
| SEATING    | 9/12              |

## ENGINE OPTIONS


|        |              |
|--------|--------------|
| GAS    | Up to 500 HP |
| DIESEL | Up to 350 HP |

## TRANSMISSION

Stern Drive / Outboard / Water jet



*Custom engine/transmission configurations may be discussed*





*Freccia 1000, like all the Naumatec models, comes from the gritty, clean and elegant design of Federico Fiorentino. This tender boasts a high-performance hull, matched to a really comfortable and spacious deck equipped with a small cabin and a toilet.*

*Thanks to features like the useful cabin, the wide sunbathing spaces, the elegant finishes and the high quality materials, life at sea with this tender is enjoyable, easy and fun both while navigating and while relaxing.*

## FRECCIA 1000

### TECHNICAL SPECIFICATIONS

|            |                   |
|------------|-------------------|
| LENGTH     | 9,51              |
| BEAM       | 3,36 m - Inflated |
| MAX HEIGHT | 1,92 m            |
| DRY WEIGHT | From 3400 Kg      |
| SEATING    | 14                |

### ENGINE OPTIONS

|        |                |
|--------|----------------|
| GAS    | Up to 2x450 Hp |
| DIESEL | Up to 2x350 Hp |


### TRANSMISSION

Stern Drive / Outboard / Water jet

*Custom engine/transmission configurations may be discussed*









Behind the Freccia 1200 project lies the exact same philosophy that gave life to the smaller 800 model: the perfect fusion of High Performance, Italian style and the Mediterranean concept of enjoying the sea. According to this philosophy, Naumatec designed an amazing twin-stepped hull and dropped on top of it a comfortable and spacious deck, that makes life at sea enjoyable, easy and fun. Thanks to details like the wide sunbathing spaces, a central passage from bow to stern, elegant finishes and materials quality, Freccia 1200 is the ideal toy as a tender to luxury yachts and houses.

To give a plus, Naumatec has even introduced the possibility of equipping the boat with a Hard-Top and a cabin which use can be customized, without affecting the elegance and cleanliness of this craft's line.

## FRECCIA 1200

### TECHNICAL SPECIFICATIONS

|            |                   |
|------------|-------------------|
| LENGTH     | 12.10 m           |
| BEAM       | 3.22 m - Inflated |
| MAX HEIGHT | 1.90 m            |
| DRY WEIGHT | From 5000 kg      |
| SEATING    | 12                |

### ENGINE OPTIONS

|        |                  |
|--------|------------------|
| GAS    | Up to 2 x 500 HP |
| DIESEL | Up to 2 x 480 HP |

### TRANSMISSION

Stern Drive / Outboard / Surface Drive

*Custom engine/transmission configurations may be discussed*





GPS chart plotter

Retractable Navigation Light

Deck LED lights

Underwater lights

Anchor electric windlass

Courtesy handle

Water ski pole

Fridge

Electric Inflator

Hauling System

Spray dodger

Retractable Folding Ladder

## Optional Proposal

Boat cover

Console Cover

S/S logo

S/S Handrail

Stern Hook

Bow towing reinforced hook

Shower

LOG Compass


Audio system

VHF

Depth gauge

...

Other optionals/equipments requested will be quoted on demand



*With the belief that the tender should reflect the quality, the image and the prestige of the yacht which it is dedicated to, NAUMATEC fittings and finishes can be widely customized to let the owners feel their tender as part of the yacht itself.*

## Tailor Made Solutions

Custom Paint or Film-Wrapping Finishing

Custom Hypalon Tubes Colours

Custom Upholstery Materials and Colours

Custom Teak/Estech Finishing

Structural Solutions



*NAUMATEC's pushing, elegant and functional design represents the perfect fusion of high performance, Italian style and the Mediterranean concept of enjoying the sea.*

## Style & Quality

*Every detail leads to the highest level end result. Therefore NAUMATEC uses only first quality materials, refined finishes and upholsteries, top of the line equipments and sophisticated technology.*



















NAUMA-TEC  
HI TECH RIBS AND CRAFTS

[www.naumatec.it](http://www.naumatec.it)  
[info@naumatec.it](mailto:info@naumatec.it)